

THERMODYNAMIC STEAM TRAP TYPE TDK 71

FEATURES

The TDK 71 steam trap is a stainless steel thermodynamics steam trap. Of strong and compact strainer construction with incorporated Y filter it is perfectly adapted to the drain of the steam distribution pipes and steam tracing systems. The TDK 71 accepts downstream counter pressure until 80 % of the upstream pressure and it is insensible to water hammer. It can also be used on superheated steam and in freezing areas. The maintenance of this type of stem trap is easy.

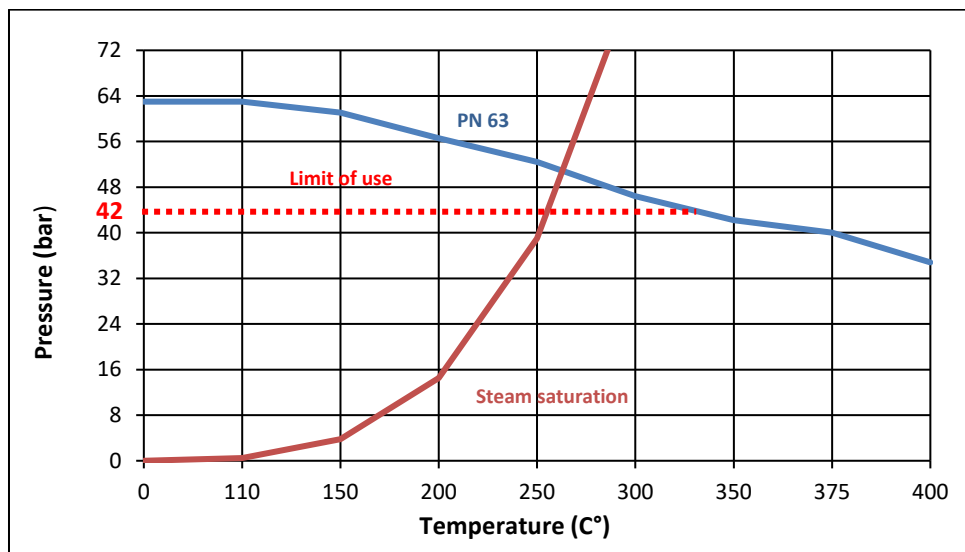


AVAILABLE MODELS

BSP screwed end connections : G 1/2" - G 3/4" - G 1"

LIMITS OF USE

Body calculation pressure	63 bar
Max allowed fluid pressure : PS	42 bar
Maw allowed fluids temperature : TS	+0 °C / +400 °C



REGULATIONS AND STANDARDS OF CONSTRUCTION

Item	Standard
Pressure equipment directive 2014/68	1/2" - 3/4" - 1" : A4 § 3 excluded
Stainless steel materials	EN 1503-1
BSP thread	ISO 228

Information given as an indication only, and subject to possible modifications



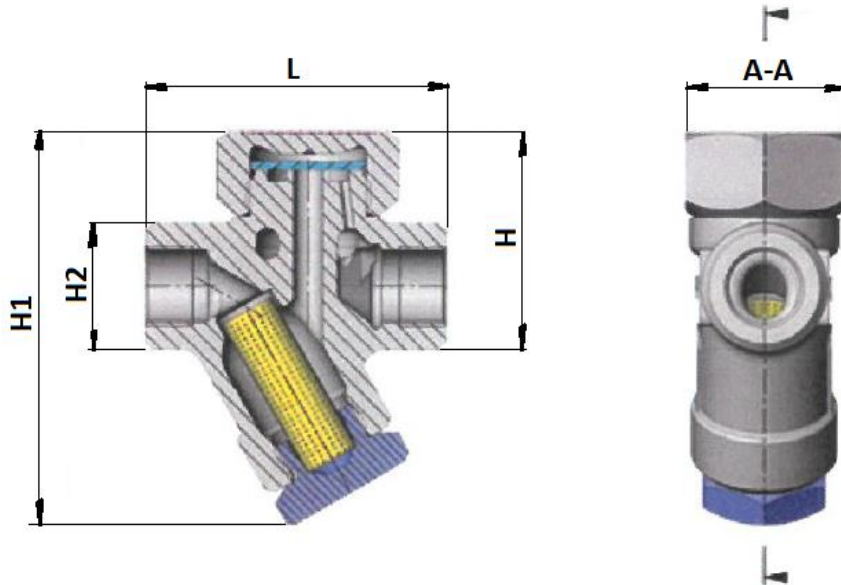
SECTORIEL S.A.
45 rue du Ruisseau
38290 SAINT QUENTIN-FALLAVIER – FRANCE
Tél : +33 4 74 94 90 70 - Fax : +33 4 74 94 13 95
www.sectoriel.com / Email : sectoriel@sectoriel.fr

Pages	1/3
Ref.	FT1533 ENG
Rev.	05
Date	09/2023

THERMODYNAMIC STEAM TRAP TYPE TDK 71

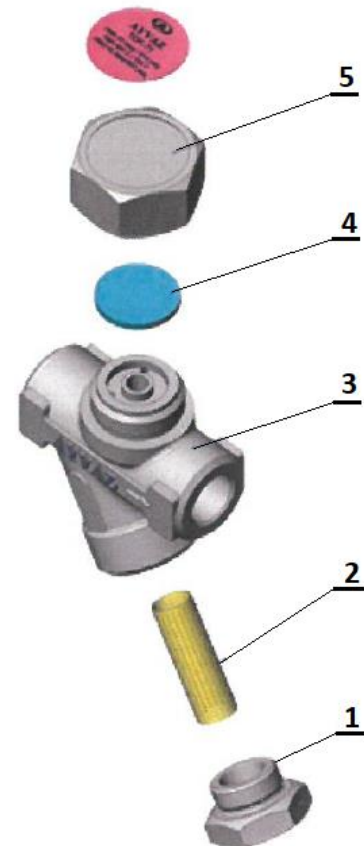
DIMENSIONS (mm) AND WEIGHT (kg)

Size	L	H	H1	H2	AA	Weight (Kg)
1/2"	78	41	95	33	41	0,9
3/4"	90	43	110	39	41	1,2
1"	95	52	124	45	55	1,7



CONSTRUCTION

N°	Item	Material
1	Drain plug	Stainless steel AISI 304
2	Strainer's screen	Stainless steel AISI 304
3	Body	Stainless steel ASTM A743
4	Disc	Stainless steel AISI 420
5	Cover	Stainless steel AISI 304



OPTION

NPT screwed end connections.
SW connections.

SPARE PARTS

Size	1/2"	3/4"	1"
Disc (rep4)	981264	981265	981266
Strainer's screen (rep2)	981267	981267	981267

Information given as an indication only, and subject to possible modifications

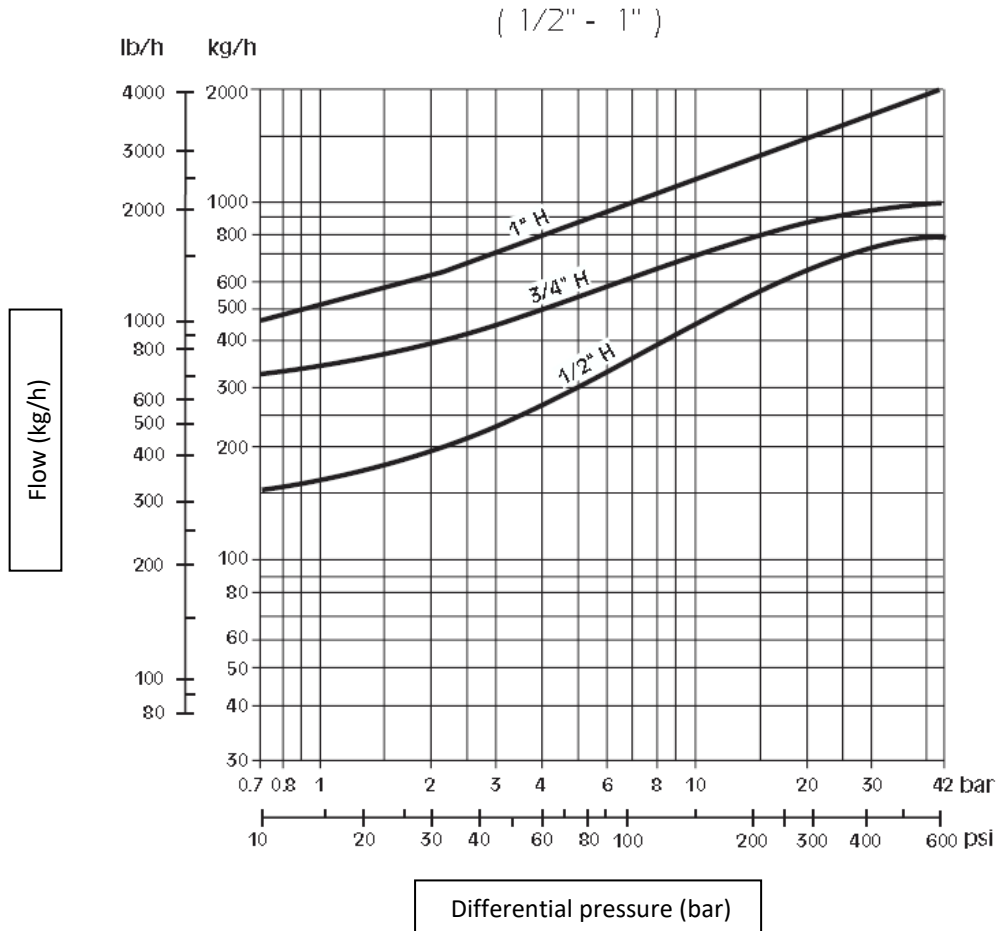


SECTORIEL S.A.
45 rue du Ruisseau
38290 SAINT QUENTIN-FALLAVIER – FRANCE
Tél : +33 4 74 94 90 70 - Fax : +33 4 74 94 13 95
www.sectoriel.com / Email : sectoriel@sectoriel.fr

Pages	2/3
Ref.	FT1533 ENG
Rev.	05
Date	09/2023

THERMODYNAMIC STEAM TRAP TYPE TDK 71

FLOWRATE DIAGRAM (kg /h)



INSTALLATION

The TDK71 steam trap must be rather settled in the horizontal, but also works in the other positions.

MOUNTING


- 1 - Before any installation, shutt the arrival steam upstream.
- 2 - Depressurize and drain the pipe. Wait for its cooling at room temperature.
- 3 - Screw the steam trap on the piping by using an adapted sealant.
- 4 - Install preferentially the TDK 71 with the cover in the horizontal plan.

MAINTENANCE

It is not necessary to remove the steam trap from the pipe to proceed to its maintenance.

- 1 - Close the isolating valve of insulation upstream to the steam trap.
- 2 - Drain away the piping downstream.
- 3 - Make sure of the absence of pressure and of temperature.
- 4 - Unscrew the drain plug (Item 1), remove the strainer's screen (Item 2) from the filter, proceed to its cleaning or replace the strainer's screen following his state. Replace the strainer's screen (Item 2) and re-screw the drain plug (Item 1) the by replacing the gasket.
- 5 - Unscrew the cover (Item 5) and verify the state of the disc (Item 4) in particular the presence of stripes, marking or deformation. Verify the state of the seat. Replace the disc (Item 4) and grind if necessary the seat. Replace the disc (Item 4) and re-screw the cover (Item 5) the by replacing the gasket.

Information given as an indication only, and subject to possible modifications

	SECTORIEL S.A. 45 rue du Ruisseau 38290 SAINT QUENTIN-FALLAVIER – FRANCE Tél : +33 4 74 94 90 70 - Fax : +33 4 74 94 13 95 www.sectoriel.com / Email : sectoriel@sectoriel.fr	Pages	3/3
		Ref.	FT1533 ENG
		Rev.	05
		Date	09/2023